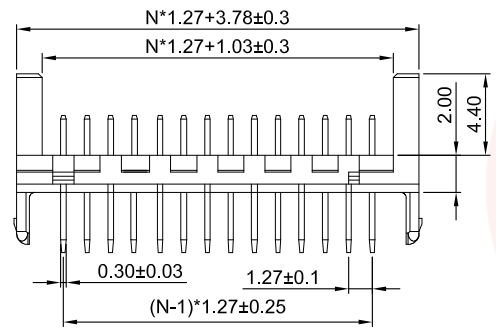
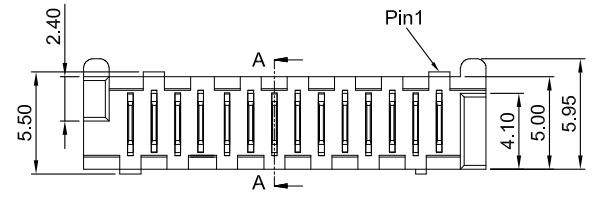


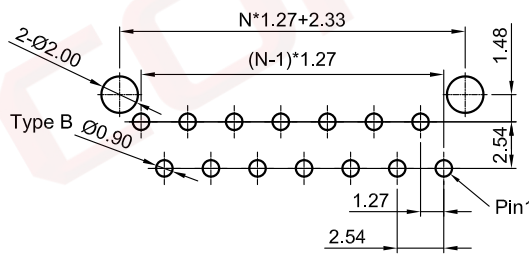
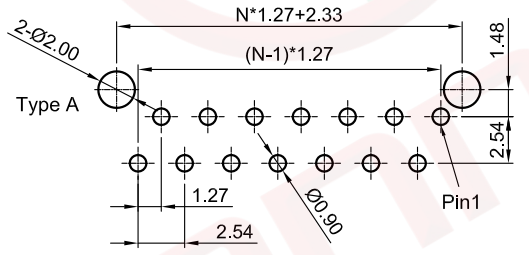
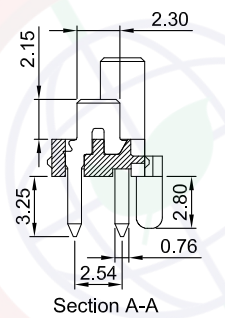
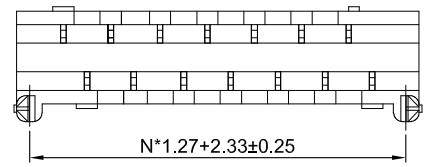
The information provided herein is from CONNELY Electronic Co., Ltd. and is confidential. Any disclosure to a party other than the recipient is prohibited. The intellectual properties and its rights contained herein, including but not limited to, trademarks, patents, copyrights, trade secrets, and technical know-how, are owned exclusively by CONNELY or its affiliates. Unauthorized use or reproduction of this document in any format or manner. CONNELY may enforce its intellectual property rights at its own discretion; failures or delays to exercise such rights does not constitute a waiver of such rights.

1 2 3 4 5 6 7 8

REV.	DESCRIPTION	DRAWN	CHECKED	APPROVED
A	NEW RELEASE	JLZ 03/30/20'		



N=No. of contacts



Recommend PCB layout
(Tolerance:±0.05)

Notes:

Specifications:

- Contact Resistance: 20mΩ Max.
- Insulation Resistance: 1000MΩ Min.
- Dielectric Withstanding Voltage: 500V AC(rms) For 1 Minute.
- Current Rating:2.4A.
- Temperature: -40°C~+105°C.

Materials:

- Contact Material: Copper Alloy.
- Contact Plating: Tin Plated.
- Insulator Material: LCP,Black,UL94-V0.

Product Number Code:

DS1015-08 - X X X X X

- X — Bend type
- A:Type A
- B:Type B
- X — Packing type
- R:Tape on reel
- X — Contact plating
- 6: Full Tin
- X — Housing color
- B:Black
- X — No. of contacts
- 04 06 08 10 12 14
- 16 18 20 24 26



(Series Image-Reference Only)

GENERAL TOLERANCE		ANGLE TOLERANCE	
X.	±0.60	X.	±5°
.X	±0.38	.X	±3°
.XX	±0.25	.XX	±2°

PROJECTION		TITLE	1.27mm White IDC Male
UNITS	mm		Type Straight With Post
SHEET SIZE	A4	SERIES	DS1015-08 SERIES

DRAWING TYPE	CUSTOMER		
SCALE	1:1	SHEET	1 OF 1
DRAWING NO.	C-DS1015-08-XXXXX-A		

晨翔电子有限公司

CONNFLY CONNELY ELECTRONIC CO. LTD

1 2 3 4 5 6 7 8