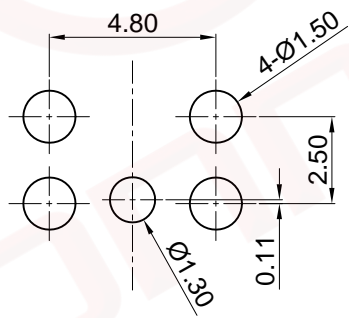
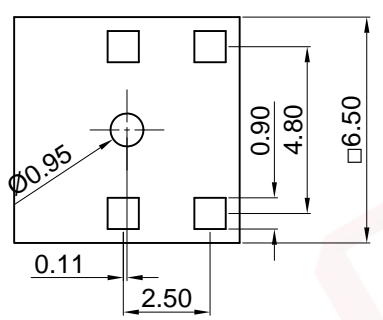
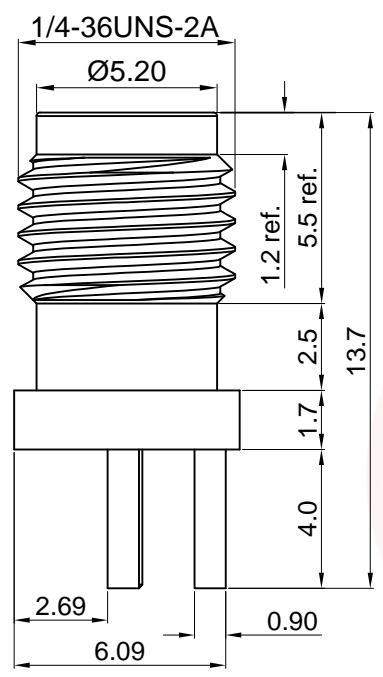


Dept	
Qty	
DC	1
ED	1
IE	1
ISO	1
PD	1
R&D	1
SD	1
QA	1
QC	1
QE	1

The information provided herein is from CONNPLY Electronic Co., Ltd. and is confidential. Any disclosure to a party other than the recipient is prohibited. The intellectual properties and its rights of CONNPLY Electronic Co., Ltd. are reserved. This drawing is for reference only and does not constitute authorization of its use in any format or manner. CONNPLY may enforce its intellectual property rights at its own discretion; failures or delays to exercise such rights does not constitute a waiver of such rights.



Recommend PCB Layout  
Tolerance=±0.05mm



(Series Image-Reference Only)

REV.	DESCRIPTION	DRAWN	CHECKED	APPROVED
A	NEW RELEASE	JLZ 04/12/22'		

Notes:

1.Materials:

- 1.1. Contact: Copper Alloy, Full Gold Flash Plated.
- 1.2. Shell: Copper Alloy, Full Gold Flash Plated.
- 1.3. Insulator: PTFE,White.

2.Specifications:

- 2.1. Contact Resistance: 10mΩ max.
- 2.2. Insulation Resistance: 1000MΩ min.
- 2.3. Dielectric Withstanding Voltage: 500V min.
- 2.4. Temperature Range: -40~+125°C.
- 2.5. Impedance: 50Ω.
- 2.6. Operating Cycles: 300 Cycles min.

3.Product Number Code:

DS1158-01 - X X X X X X X

- Packing type  
T: Tray
- Shell plating  
8: Full gold flash  
C: 3u" gold .....
- Housing color  
W: White
- Contact plating  
8: Full gold flash  
C: 3u" gold .....
- Mounting Type  
V: V/T type
- Connector type  
S: Socket
- No.of contacts  
01

GENERAL TOLERANCE		ANGLE TOLERANCE		PROJECTION		TITLE	SMA Connector Socket Vertical Through Type L=13.7mm	
X.	±0.60	X.	±5°	UNITS	mm			
.X	±0.38	.X	±3°	SHEET SIZE	A4	SERIES	DS1158-01 SERIES	
.XX	±0.25	.XX	±2°	<b>晨翔电子有限公司</b> <b>CONNPLY ELECTRONIC CO., LTD</b>				
DRAWING TYPE		CUSTOMER						
SCALE	1:1	SHEET	1 OF 1					
DRAWING NO.		C-DS1158-01-XXXXXX-A						