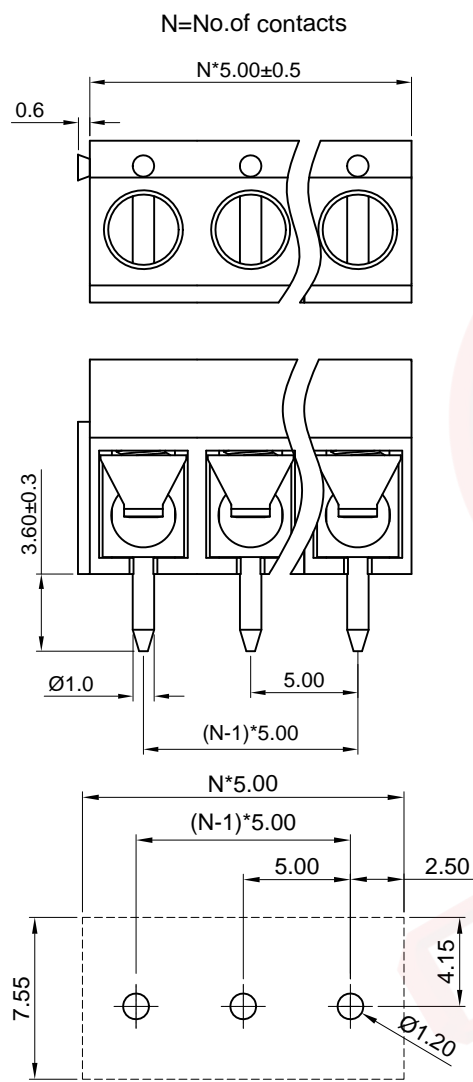


The information provided herein is from CONNELY Electronic Co., Ltd. and is confidential. Any disclosure to a party other than the recipient is prohibited. The intellectual properties and its rights contained herein, including but not limited to, trademarks, patents, copyrights, trade secrets, and technical know-how, are owned exclusively by CONNELY or its affiliates. Unauthorized use or reproduction of any part of this document is strictly prohibited. CONNELY may enforce its intellectual property rights at its own discretion, failures or delays to exercise such rights does not constitute a waiver of such rights.

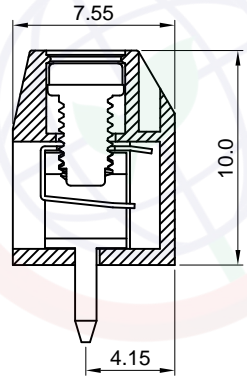
Dept	Qty
DC	1
ED	1
IE	1
ISO	1
PD	1
R&D	1
SD	1
QA	1
QC	1
QF	1



Recommend PCB layout
(Tolerance: ± 0.05)



(Series Image-Reference Only)



REV.	DESCRIPTION	DRAWN	CHECKED	APPROVED
A	NEW RELEASE	JLZ 07/30/22'		
B	DRAWING UPDATE	JLZ 06/24/23'		

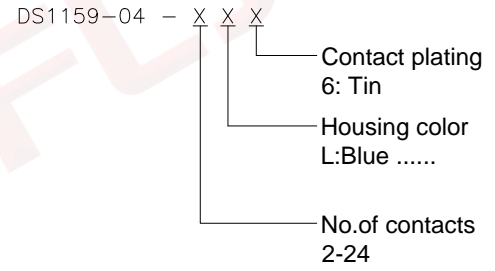
NOTES:

- Standard UL
- Rated voltage: 300V
- Rated current: 15A
- Wrth standing voltage: AC 1000V/1 Min
- Wire range: 26~14AWG
- Temp. Range: -40°C ~ +105°C
- Pitch: 5.00mm
- Poles: 2~24P

Materials:

- Contact: Copper Alloy, Tin plated.
- Insulator: Nylon.
- Wire guard: Copper Alloy, Nickel Plated.
- Screw: M2.5, Steel, Zinc Plated.

Product Number Code:



GENERAL TOLERANCE		ANGLE TOLERANCE		PROJECTION		TITLE	5.00mm Screw Type Terminal
X.	± 0.60	X.	$\pm 5^\circ$	UNITS	mm	Block V/T Type	
.X	± 0.38	.X	$\pm 3^\circ$	SHEET SIZE	A4	SERIES	DS1159-04 SERIES
.XX	± 0.25	.XX	$\pm 2^\circ$	晨翔电子有限公司 CONNFLY CONNELY ELECTRONIC CO. LTD			
DRAWING TYPE		CUSTOMER					
SCALE	1:1	SHEET	1 OF 1				
DRAWING NO.		C-DS1159-04-XXX-B					