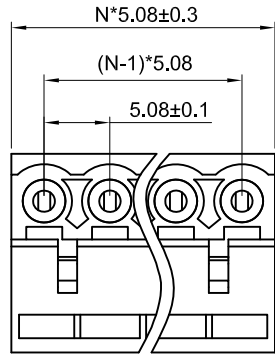



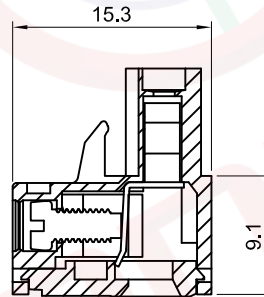
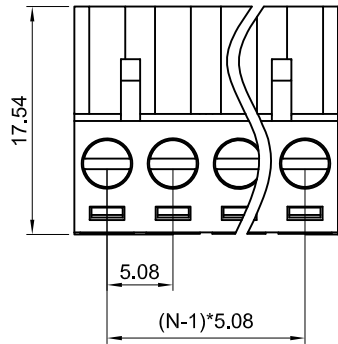
The information provided herein is from CONNELY Electronic Co., Ltd. and is confidential. Any disclosure to a party other than the recipient is prohibited. The intellectual properties and its rights contained herein, including but not limited to, trademarks, patents, copyrights, trade secrets, and technical know-how, are owned exclusively by CONNELY or its affiliates. Unauthorized use of this information in any format or manner. CONNELY may enforce its intellectual property rights at its own discretion; failures or delays to exercise such rights does not constitute a waiver of such rights.

1 2 3 4 5 6 7 8

REV.	DESCRIPTION	DRAWN	CHECKED	APPROVED
A	NEW RELEASE	JLZ 06/18/22'		
B	DRAWING UPDATE	JLZ 07/06/24'		



N=No.of contacts



(Series Image-Reference Only)

NOTES:
 Standard UL
 Rated voltage:300V
 Rated current:15A
 Wrth standing voltage:AC1500V/1 Min
 Wire range:28~12AWG
 Temp.Range:-40°C~+105°C
 Pitch:5.08mm
 Poles:2~24P
Materials:
 Contact: Copper Alloy,Nickel plated.
 Insulator: Nylon.
 Wire guard:Copper Alloy,Nickel Plated.
 Screw:M2.5,Steel,Zinc Plated.
 Product Number Code:

DS1159-08 - X X X
 X: Contact plating
 6: Nickel
 X: Housing color
 G: Green
 X: No.of contacts
 2-24

GENERAL TOLERANCE		ANGLE TOLERANCE		PROJECTION		TITLE
X.	±0.60	X.	±5°	UNITS	mm	5.08mm PCB Terminal Blocks Plug Type
.X	±0.38	.X	±3°	SHEET SIZE	A4	SERIES DS1159-08 SERIES
.XX	±0.25	.XX	±2°			
DRAWING TYPE		CUSTOMER		晨翔电子有限公司 CONNELY CONNELY ELECTRONIC CO. LTD		
SCALE		1:1	SHEET 1 OF 1			
DRAWING NO.		C-DS1159-08-XXX-B				

1 2 3 4 5 6 7 8