

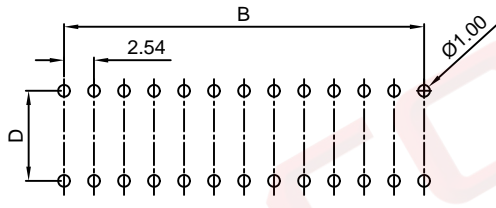
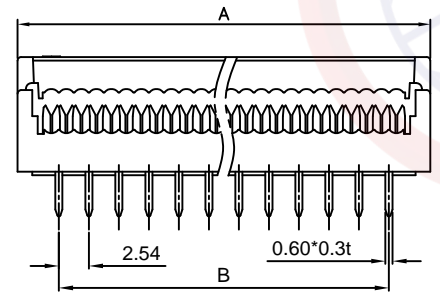
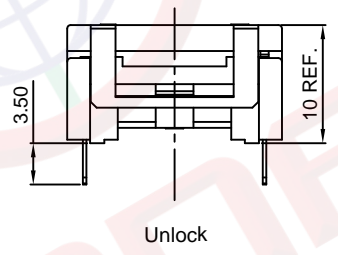
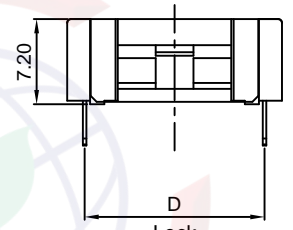
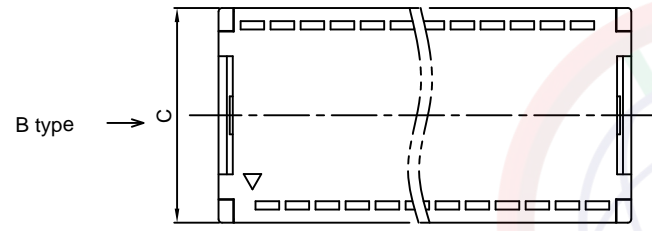
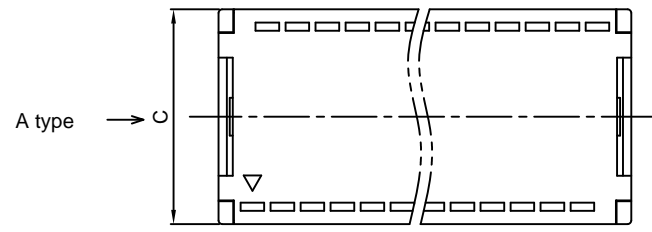
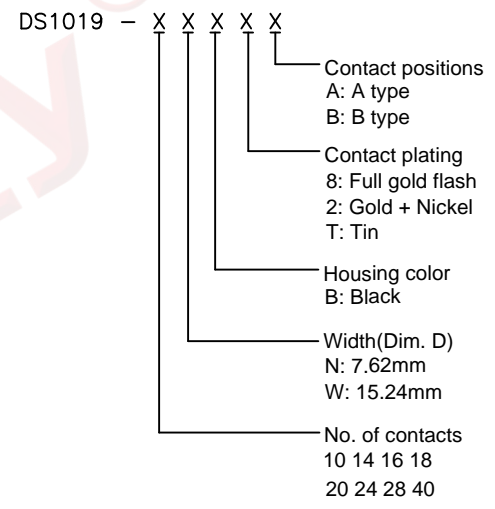
Dept	
Qty	
DC	1
ED	1
IE	1
ISO	1
PD	1
R&D	1
SD	1
QA	1
QC	1
QE	1

The information provided herein is from CONNELY Electronic Co., Ltd. and is confidential. Any disclosure to a party other than the recipient is prohibited. The intellectual properties and its rights contained herein, including but not limited to, trademarks, patents, copyrights, trade secrets, and technical know-how, are owned exclusively by CONNELY or its affiliates. Unauthorized use or reproduction of any part of this document is strictly prohibited. CONNELY may enforce its intellectual property rights at its own discretion, failures or delays to exercise such rights does not constitute a waiver of such rights.

REV.	DESCRIPTION	DRAWN	CHECKED	APPROVED
A	NEW RELEASE	LJC 05/19/07'		LJC 05/19/07'
B	DRAWING UPDATE	JLZ 03/09/17'		

NOTES:

- Materials
 - 1.1 Insulator:Thermoplastic(UL 94V-0).
 - 1.2 Contact:Copper alloy.
- Specification
 - 2.1 Storage temperature:-40~+105°C.
 - 2.2 Contact resistance:20mΩ max.(initial).
 - 2.3 Insulation resistance:1000MΩ min. per minute.
 - 2.4 Dielectric withstanding voltage:AC 500V
- Product number code:



Recommend PCB layout
(Tolerance:±0.05)



(Series Image-Reference Only)

Table A:

Positions	A	B	C	D
10	17.16	10.16	10.60	7.62
14	22.24	15.24	10.60	7.62
16	24.78	17.78	10.60	7.62
18	27.32	20.32	10.60	7.62
20	29.86	22.86	10.60	7.62
24	34.94	27.94	18.18	15.24
28	40.02	33.02	18.18	15.24
40	55.26	48.26	18.18	15.24

GENERAL TOLERANCE		ANGLE TOLERANCE		PROJECTION		TITLE	2.54mm DIP Plug Connector	
X.	±0.60	X.	±5°	UNITS	mm	SHEET	DS1019 SERIES	
.X	±0.38	.X	±3°	SHEET SIZE	A4	SERIES	DS1019 SERIES	
.XX	±0.25	.XX	±2°					
DRAWING TYPE		CUSTOMER						
SCALE		1:1	SHEET	1 OF 1				
DRAWING NO.		C-DS1019-XXXXX-B						

晨翔电子有限公司
CONNFLY CONNELY ELECTRONIC CO. LTD