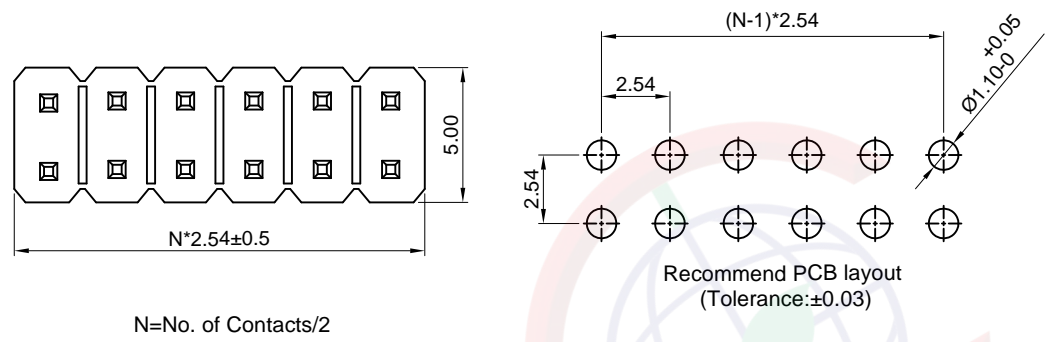


Dept	Qty
DC	1
ED	1
IE	1
ISO	1
PD	1
R&D	1
SD	1
QA	1
QC	1
QF	1

REV.	DESCRIPTION	DRAWN	CHECKED	APPROVED
A	NEW RELEASE	LJC 01/15/09'		LJC 01/15/09'
B	ADD PLATING LEVEL	JLZ 09/24/14'		LJC 09/24/14'
C	DRAWING UPDATE	JLZ 09/23/17'	HZW 09/23/17'	LJC 09/23/17'
D	DRAWING UPDATE	JLZ 12/15/18'		

The information provided herein is from CONNELY Electronic Co., Ltd. and is confidential. Any disclosure to a party other than the recipient is prohibited. The intellectual properties and its rights contained herein, including but not limited to, trademarks, patents, copyrights, trade secrets, and technical know-how, are owned exclusively by CONNELY or its affiliates. Unauthorized use or reproduction of any part of this document without the prior written consent of CONNELY may constitute a violation of intellectual property rights. CONNELY may enforce its intellectual property rights at its own discretion, failures or delays to exercise such rights does not constitute a waiver of such rights.



N=No. of Contacts/2

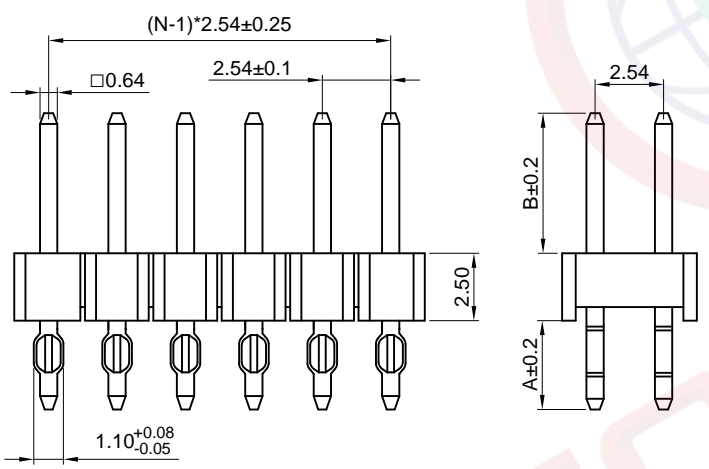


TABLE A:

TYPE	Dimension	
	A	B
1	3.30	5.20
2	3.30	6.80
3	3.30	8.10
4	3.30	10.20
5	3.30	13.00
6	6.50	5.20
7	6.50	6.80
8	6.50	8.10
9	6.50	10.20
10	6.50	13.00

NOTES:

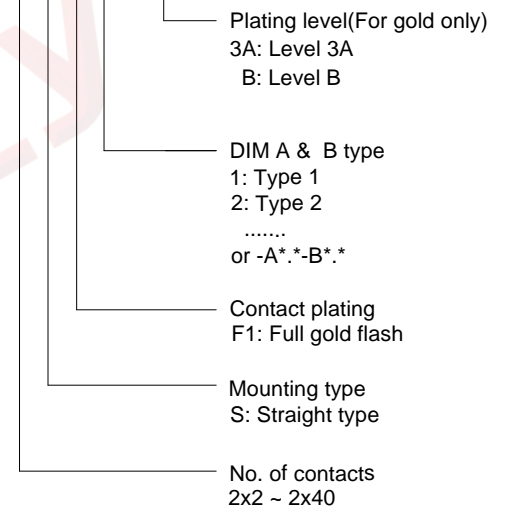
- Specifications:
- Contact resistance: 20mΩ Max.
 - Insulation resistance: 1000MΩ Min.
 - Dielectric withstanding voltage: 600V AC(RMS) for 1 minute.
 - Current rating:3A.
 - Temperature: -40°C~+105°C.

Materials:

- Contact material: Copper alloy.
- Contact plating: Gold plating over nickel.
- Insulator material: PBT,Black,UL94-V0.

Product number code:

DS1021-04- X X X X - X



(Series Image-Reference Only)

GENERAL TOLERANCE		ANGLE TOLERANCE		PROJECTION		TITLE	PIN HEADER PITCH 2.54mm	
X.	±0.60	X.	±5°	UNITS	mm		PRESS-FIT DOUBLE ROW TYPE	
.X	±0.38	.X	±3°	SHEET SIZE	A4	SERIES	DS1021-04 SERIES	
.XX	±0.25	.XX	±2°			晨翔电子有限公司 CONNFLY CONNELY ELECTRONIC CO. LTD		
DRAWING TYPE		CUSTOMER						
SCALE	1:1	SHEET	1 OF 1					
DRAWING NO.		C-DS1021-04-XXXX-X-D						