
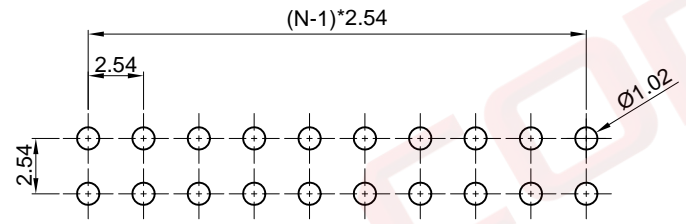
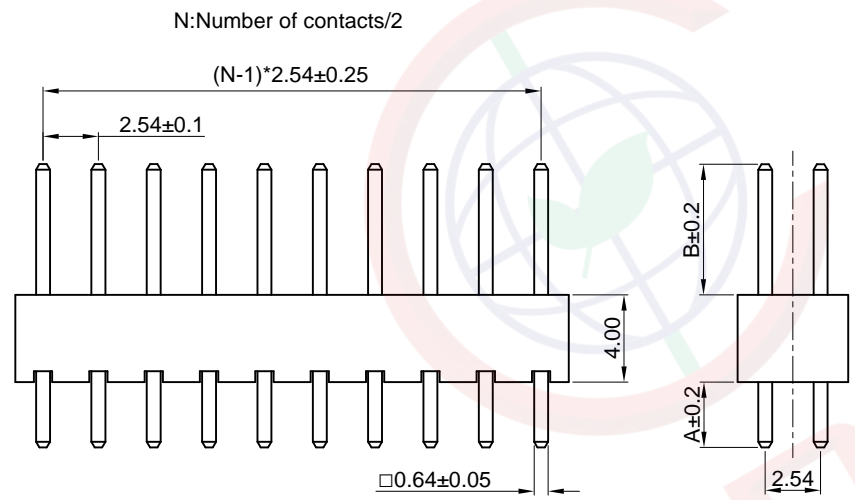
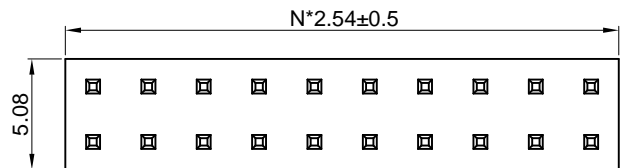


Dept	Qty
DC	1
ED	1
IE	1
ISO	1
PD	1
R&D	1
SD	1
QA	1
QC	1
QE	1

The information provided herein is from CONNELY Electronic Co., Ltd. and is confidential. Any disclosure to a party other than the recipient is prohibited. The intellectual properties and its rights contained herein, including but not limited to, trademarks, patents, copyrights, trade secrets, and technical know-how, are owned exclusively by CONNELY or its affiliates. Unauthorized use or reproduction of any part of this document is strictly prohibited. CONNELY reserves the right to make changes to this document without notice and to exercise such rights as it deems necessary. The information provided herein is for reference only and does not constitute a contract. CONNELY may enforce its intellectual property rights at its own discretion, failures or delays to exercise such rights does not constitute a waiver of such rights.



(Series Image-Reference Only)

REV.	DESCRIPTION	DRAWN	CHECKED	APPROVED
A	NEW RELEASE	JLZ 06/17/17'	HZW 06/17/17'	LJC 06/17/17'
B	DRAWING UPDATE	JLZ 12/15/18'		

NOTES:

Specifications:

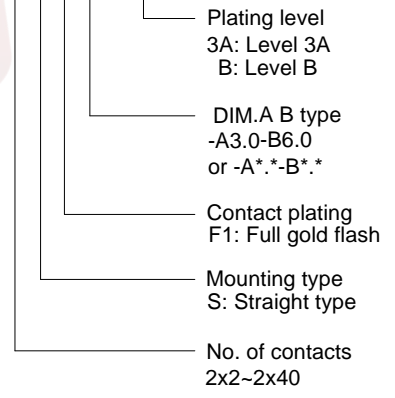
1. Contact resistance: 20mΩ Max.
2. Insulation resistance: 1000MΩ Min.
3. Dielectric withstanding voltage: 600V AC(Rms) for 1 minute.
4. Current rating:3A.
5. Voltage rating:250V AC Rms.
6. Temperature: -40°C~+105°C.

Materials:

1. Contact material: Copper alloy.
2. Contact plating: Gold plating over nickel.
3. Insulator material: Thermoplastic,Black,UL94-V0.

Product number code:

DS1021-14 - X X X X - X



GENERAL TOLERANCE		ANGLE TOLERANCE		PROJECTION		TITLE	
X.	±0.60	X.	±5°	UNITS	mm	2.54mm PIN HEADER V/T TYPE H=4.0mm	
.X	±0.38	.X	±3°	SHEET SIZE	A4	SERIES	DS1021-14 SERIES
.XX	±0.25	.XX	±2°	晨翔电子有限公司 CONNFLY ELECTRONIC CO. LTD			
DRAWING TYPE		CUSTOMER					
SCALE	1:1	SHEET	1 OF 1				
DRAWING NO.		C-DS1021-14-XXXX-X-B					