

The information provided herein is from CONNELY Electronic Co., Ltd. and is confidential. Any disclosure to a party other than the recipient is prohibited. The intellectual properties and its rights contained herein, including but not limited to, trademarks, patents, copyrights, trade secrets, and technical know-how, are owned exclusively by CONNELY or its affiliates. Unauthorized use or reproduction of any part of this document is strictly prohibited. CONNELY may enforce its intellectual property rights at its own discretion, failures or delays to exercise such rights does not constitute a waiver of such rights.

REV.	DESCRIPTION	DRAWN	CHECKED	APPROVED
A	NEW RELEASE	YCH 05/08/12'		LJC 05/08/12'
B	DRAWING UPDATE	JLZ 12/22/18'		

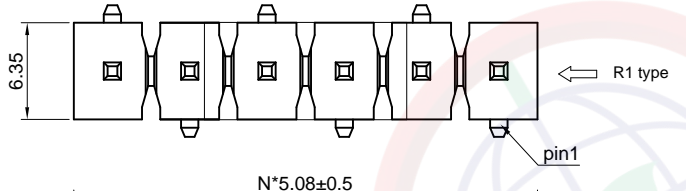
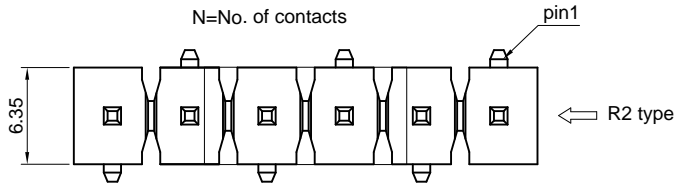

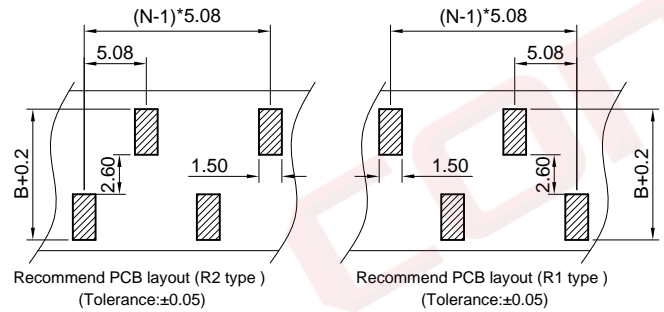
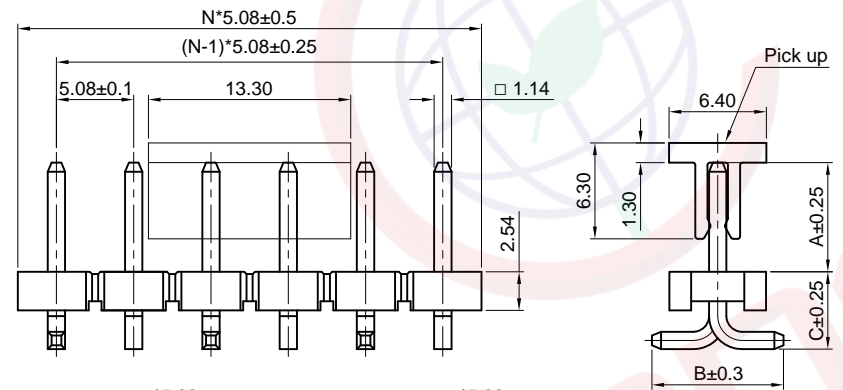


Table A:

Type	Dimension		
	A	B	C
1	10.72	8.64	5.08
2	12.24	8.38	5.08



(Series Image-Reference Only)

NOTES:

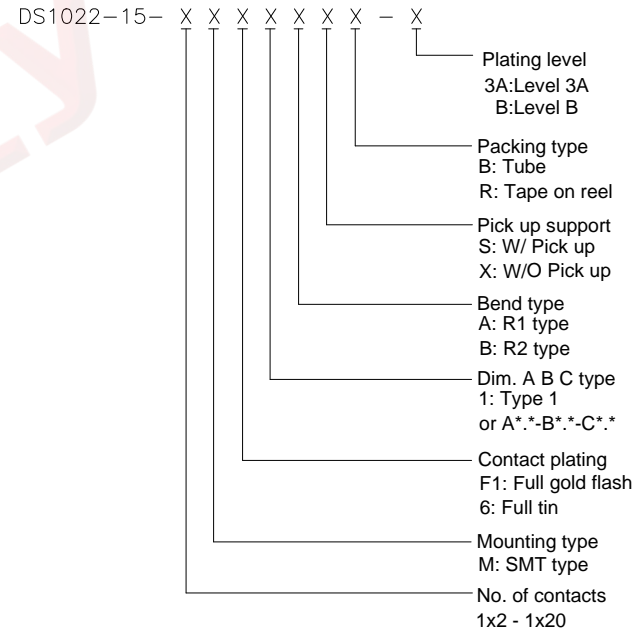
Specifications:

- Contact resistance: 20mΩ Max.
- Insulation resistance: 1000MΩ Min.
- Dielectric withstanding voltage: 1000V AC(Rms) for 1 minute.
- Current rating: 7A.
- Voltage rating: 250V AC Rms.
- Temperature: -40°C~+105°C.

Materials:

- Contact material: Copper alloy.
- Contact plating: Gold plating over nickel.
- Insulator material: High temp, Black, UL94-V0.

Product number code:



GENERAL TOLERANCE		ANGLE TOLERANCE		PROJECTION		TITLE	PIN HEADER PITCH 5.08mm SINGLE SMT TYPE					
X.	±0.60	X.	±5°	UNITS	mm	SHEET	DS1022-15 SERIES					
.X	±0.38	.X	±3°	SHEET SIZE	A4	SERIES	DS1022-15 SERIES					
.XX	±0.25	.XX	±2°									
DRAWING TYPE		CUSTOMER		晨翔电子有限公司 CONNFLY ELECTRONIC CO. LTD								
SCALE		1:1							SHEET		1 OF 1	
DRAWING NO.		C-DS1022-15-XXXX-X-B										