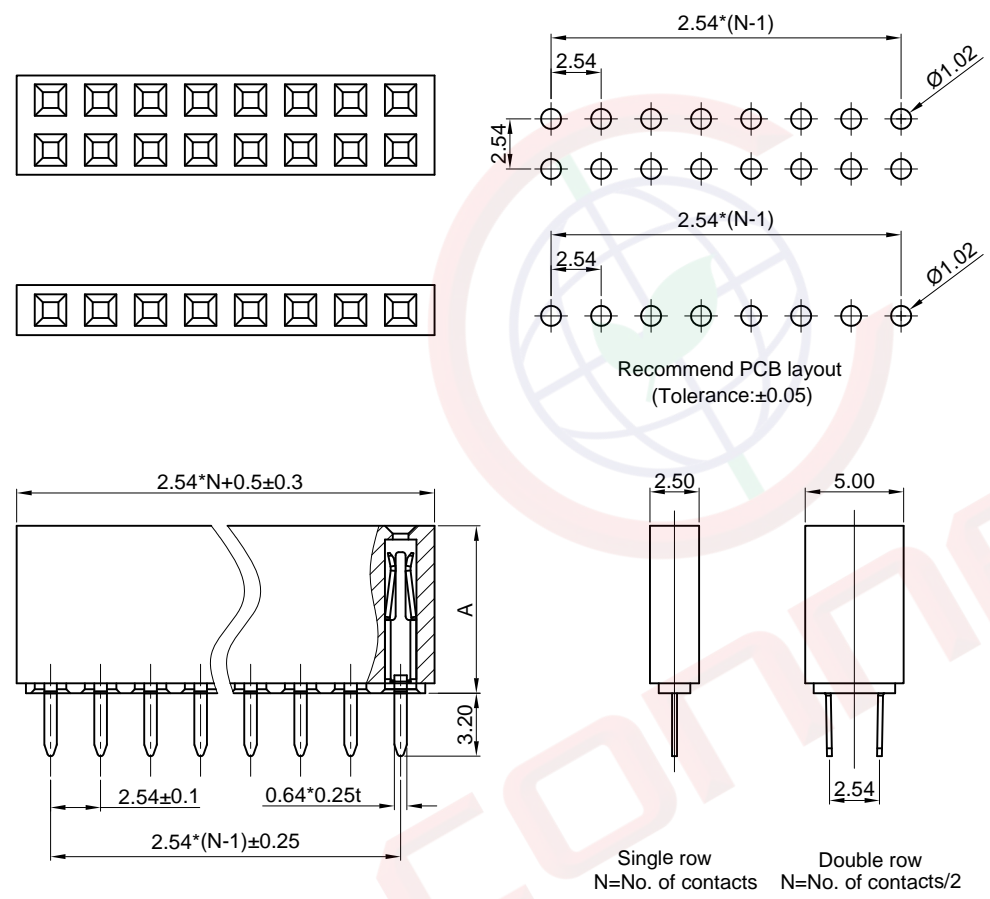



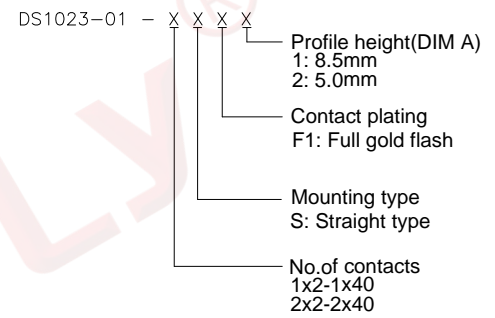
Dept	
Qty	
DC	1
ED	1
IE	1
ISO	1
PD	1
R&D	1
SD	1
QA	1
QC	1
QF	1

REV.	DESCRIPTION	DRAWN	CHECKED	APPROVED
A	NEW RELEASE	LJH 11/11/05'		LJC 11/11/05'
B	DRAWING UPDATE	JLZ 09/19/14'	HZW 09/19/14'	LJC 09/19/14'
D	DRAWING UPDATE	JLZ 12/26/18'		

The information provided herein is from CONNFLY Electronic Co., Ltd. and is confidential. Any disclosure to a party other than the recipient is prohibited. The intellectual properties and its rights of CONNFLY Electronic Co., Ltd. are reserved. All intellectual properties provided herein are for reference purposes only and does not constitute authorization of its use or modification. CONNFLY may enforce its intellectual property rights at its own discretion; failures or delays to exercise such rights does not constitute a waiver of such rights.



- Notes:
- Specifications:
- Contact Resistance: 20mΩ Max.
 - Insulation Resistance: 1000MΩ Min.
 - Dielectric Withstanding Voltage: 600V AC(rms) For 1 Minute.
 - Current Rating: 3A.
 - Temperature: -40°C~+105°C.
- Materials:
- Contact Material: Copper Alloy.
 - Contact Plating: Gold Plating Over Nickel.
 - Insulator Materials: PBT, Black, UL94-V0.
- Product Number Code:



(Series Image-Reference Only)

DIM. Type	A
TYPE 1	8.50
TYPE 2	5.00

GENERAL TOLERANCE		ANGLE TOLERANCE		PROJECTION		TITLE	
X.	±0.60	X.	±5°	UNITS	mm	2.54mm Female Header V/T Type	
.X	±0.38	.X	±3°	SHEET SIZE	A4	SERIES	DS1023-01 SERIES
.XX	±0.25	.XX	±2°	晨翔电子有限公司 CONNFLY CONNFLY ELECTRONIC CO. LTD			
DRAWING TYPE		CUSTOMER					
SCALE	1:1	SHEET	1 OF 1				
DRAWING NO.		C-DS1023-01-XXXX-D					