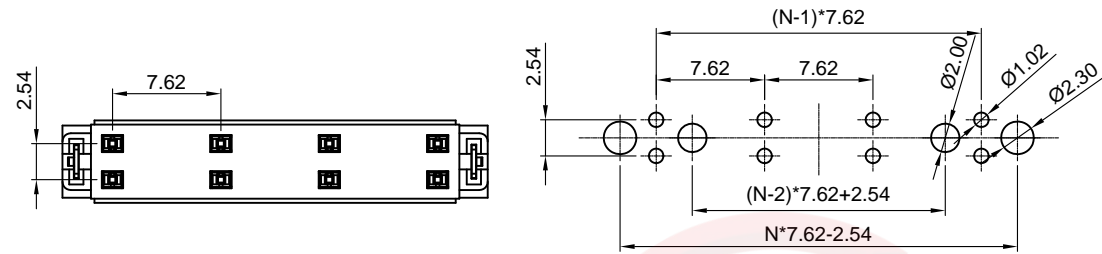


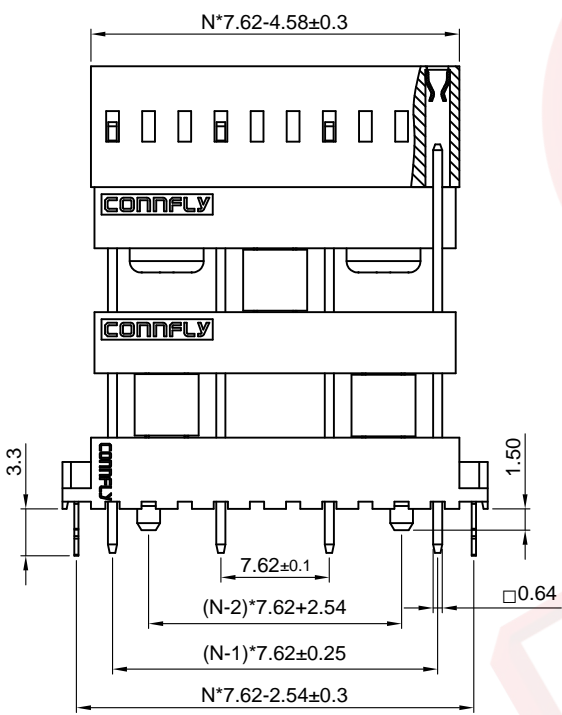
Dept	
Qty	
DC	1
ED	1
IE	1
ISO	1
PD	1
R&D	1
SD	1
QA	1
QC	1
QF	1

REV.	DESCRIPTION	DRAWN	CHECKED	APPROVED
A	NEW RELEASE	JLZ 05/24/19'		

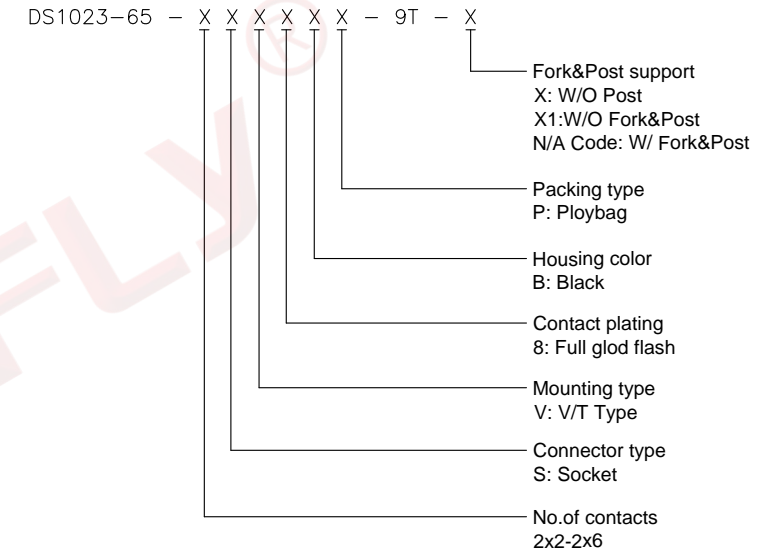
The information provided herein is from CONNELY Electronic Co., Ltd. and is confidential. Any disclosure to a party other than the recipient is prohibited. The intellectual properties and its rights contained herein, including but not limited to, trademarks, patents, copyrights, trade secrets, and technical know-how, are owned exclusively by CONNELY or its affiliates. Unauthorized use or reproduction of any part of this document without the prior written permission of CONNELY may result in legal action. CONNELY may enforce its intellectual property rights at its own discretion, failures or delays to exercise such rights does not constitute a waiver of such rights. Its use in any format or manner. CONNELY may enforce its intellectual property rights at its own discretion, failures or delays to exercise such rights does not constitute a waiver of such rights.



Recommend PCB layout
(Tolerance:±0.05)



- Notes:
- Specifications:
- Contact Resistance: 30mΩ Max.
 - Insulation Resistance: 1000MΩ Min.
 - Dielectric Withstanding Voltage: 600V AC(rms) For 1 Minute.
 - Current Rating:3A.
 - Temperature: -40°C~+105°C.
- Materials:
- Contact Material: Copper Alloy.
 - Contact Plating: Gold Plating Over Nickel.
 - Insulator Materials: High Temp,Black,UL94-V0.
- Product Number Code:



(Series Image-Reference Only)

GENERAL TOLERANCE		ANGLE TOLERANCE	
X.	±0.60	X.	±5°
.X	±0.38	.X	±3°
.XX	±0.25	.XX	±2°
DRAWING TYPE		CUSTOMER	
SCALE	1:1	SHEET	1 OF 1
DRAWING NO.	C-DS1023-65-XXXXX-9T-X-A		

PROJECTION		TITLE	2.54*7.62mm Female Header W/ Screw Hole V/T Type H=38.9mm
UNITS	mm		
SHEET SIZE	A4	SERIES	DS1023-65 SERIES

晨翔电子有限公司
CONNELY ELECTRONIC CO. LTD