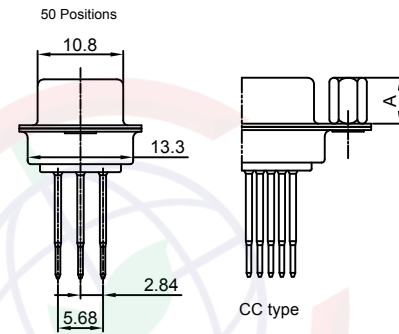
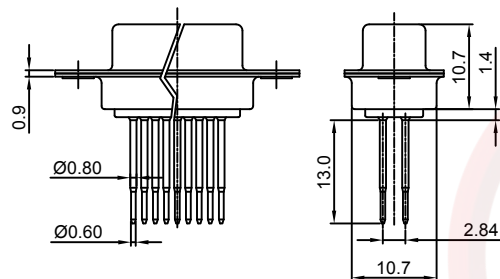
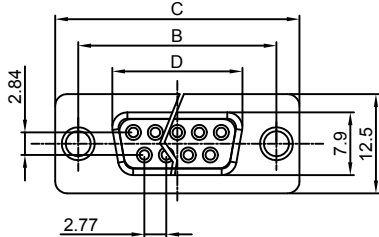
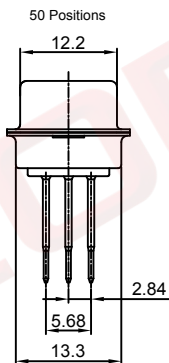
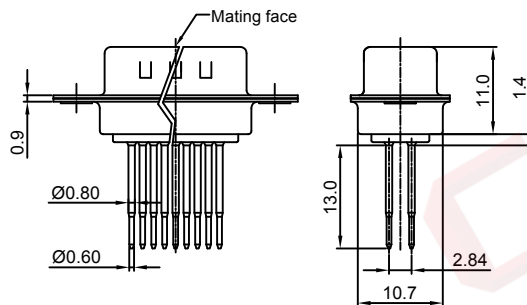
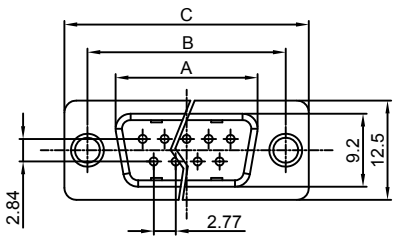


The information provided herein is from CONNELY Electronic Co., Ltd. and is confidential. Any disclosure to a party other than the recipient is prohibited. The intellectual properties and its rights contained herein, including but not limited to, trademarks, patents, copyrights, trade secrets, and technical know-how, are owned exclusively by CONNELY or its affiliates. Unauthorized use or reproduction of any part of this document is strictly prohibited. CONNELY may enforce its intellectual property rights at its own discretion, failures or delays to exercise such rights does not constitute a waiver of such rights.

Female



Male



Dimension

Position	A±0.3	B±0.3	C±0.3	D
9	17.90	24.99	30.80	16.33
15	26.50	33.32	39.14	24.66
25	40.00	47.04	53.04	38.38
37	56.50	63.50	69.32	54.84
50	54.30	61.00	67.04	52.30



(Series Image-Reference Only)

REV.	DESCRIPTION	DRAWN	CHECKED	APPROVED
A	NEW RELEASE	LJC 04/01/14'		
B	DRAWING UPDATE	QHZ 03/18/19'		

NOTES:

- Specifications:
 - Contact resistance: 20mΩ Max. Initial.
 - Dielectric withstanding voltage: 500V AC(rms) for 1 minute.
 - Insulation resistance: 1000MΩ Min.
 - Current rating: 5A/Pin Max.
 - Voltage rating: 250V AC/DC.
 - Temperature range: -40°C~+105°C.

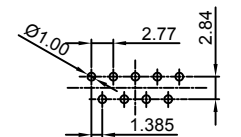
2. Materials:

- Insulator: PBT with glass fiber, RoHS Compliance.
- Shell: Steel.
- Contact: Copper alloy.

3. Product number code:

DS1034-24 - X X X X X X X

- SCREW DIM. A
 - S: Standard(W/O nut)
 - 1: 5.00
 - 4: 4.80
 - 5: 5.80
- SCREW TYPE
 - S: Standard(W/O nut)
 - 1: CC TYPE
 - 2: CS TYPE
- CONTACT PLATING
 - Si: FULL GOLD FLASH
- SHELL PLATING
 - T: Front & Back shell tin
 - N: Front shell nickel, Back shell tin
- Housing color
 - B: Black W: White U: Blue
- Connector type
 - F: Female M: Male
- No. of contacts
 - 9, 15, 25, 37, 50



Recommend PCB layout (Tolerance:±0.05)

GENERAL TOLERANCE	ANGLE TOLERANCE	PROJECTION	TITLE	MACHINE PIN D-SUB DIP STRAIGHT TYPE
X. ±0.60	X. ±5°			SOLDER TAIL LENGTH=13mm
.X ±0.38	.X ±3°	UNITS	mm	
.XX ±0.25	.XX ±2°	SHEET SIZE	A4	SERIES DS1034-24 SERIES
DRAWING TYPE	CUSTOMER	晨翔电子有限公司 CONNFLY CONNFLY ELECTRONIC CO. LTD		
SCALE	1:1 SHEET 1 OF 1			
DRAWING NO.	C-DS1034-24-XXXXXXX-B			