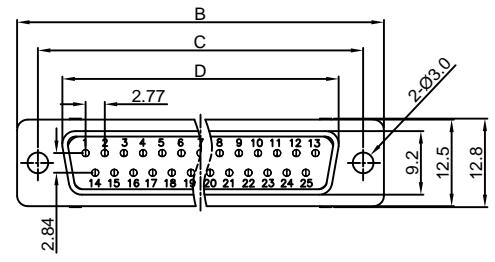
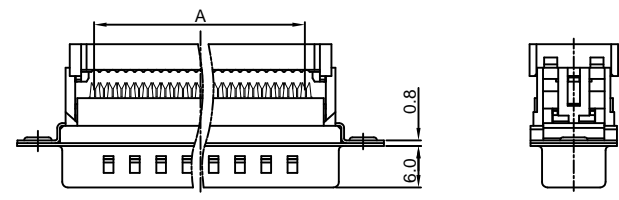


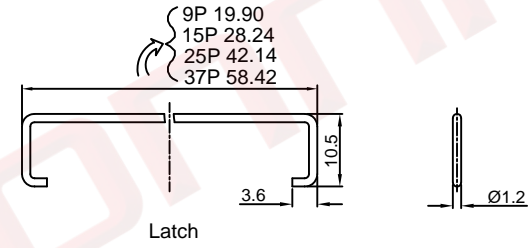
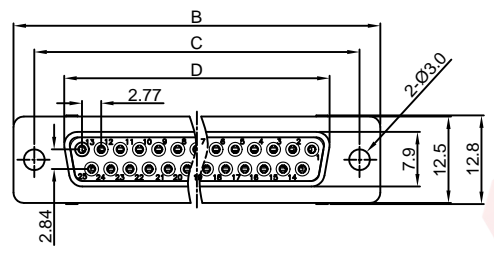
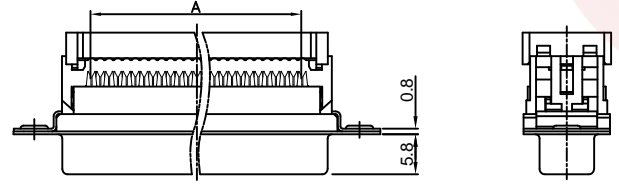
The information provided herein is from CONNELY Electronic Co., Ltd. and is confidential. Any disclosure to a party other than the recipient is prohibited. The intellectual properties and its rights contained herein, including but not limited to, trademarks, patents, copyrights, trade secrets, and technical know-how, are owned exclusively by CONNELY or its affiliates. Unauthorized use or reproduction of any part of this document without the prior written permission of CONNELY may result in legal action. CONNELY may enforce its intellectual property rights at its own discretion, failures or delays to exercise such rights does not constitute a waiver of such rights.

Male



Position	A±0.1	B±0.2	C±0.2	D±0.2	
				Male	Female
9P	10.16	30.80	24.99	17.90	16.33
15P	17.78	39.14	33.32	26.50	24.66
25P	30.48	53.04	47.04	40.00	38.38
37P	45.72	69.32	63.50	56.50	54.84

Female



(Series Image-Reference Only)

REV.	DESCRIPTION	DRAWN	CHECKED	APPROVED
A	NEW RELEASE	YCH 03/24/07'		LJC 03/24/07'
C	DRAWING UPDATE	JLZ 03/22/17'		

NOTES:

Specifications:

- Contact resistance: 30mΩ Max.
- Insulation resistance: 1000MΩ Min.
- Dielectric withstanding voltage: 500V AC(Rms) for 1 minute.
- Current rating:1A.
- Temperature: -40°C~+105°C.

Materials:

- Contact material: Copper alloy.
- Contact plating: Gold flash + Nickel.
- Insulator material: PBT,UL94-V0.
- Sheet material: Steel,Nickel plated.

Product number code:

DS1036-02 - X X X X X - YT

- X X X X X - YT
- Contact plating
2:Gold flash + Nickel
- Housing color
B:Black
U:Blue
- Latch support
P:W/ Latch
- Connector type
F:Female
M:Male
- No. of contacts
09 15 25 37

GENERAL TOLERANCE		ANGLE TOLERANCE		PROJECTION		TITLE
X.	±0.60	X.	±5°	UNITS	mm	D-SUB IDC With Latch Type
.X	±0.38	.X	±3°	SHEET SIZE	A4	SERIES DS1036-02 SERIES
.XX	±0.25	.XX	±2°	晨翔电子有限公司 CONNFLY CONNELY ELECTRONIC CO. LTD		
DRAWING TYPE		CUSTOMER				
SCALE	1:1	SHEET	1 OF 1			
DRAWING NO.		C-DS1036-02-XXXXXX-YT-C				