

The information provided herein is from CONNLY Electronic Co., Ltd. and is confidential. Any disclosure to a party other than the recipient is prohibited. The intellectual properties and its rights contained herein, including but not limited to, trademarks, patents, copyrights, trade secrets, and technical know-how, are owned exclusively by CONNLY or its affiliates. Unauthorized use or modification is strictly prohibited. CONNLY may enforce its intellectual property rights at its own discretion; failures or delays to exercise such rights does not constitute a waiver of such rights.

1 2 3 4 5 6 7 8

Dept	
Qty	
DC	1
ED	1
IE	1
ISO	1
PD	1
R&D	1
SD	1
QA	1
QC	1
QE	1

NOTES:

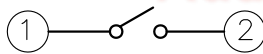
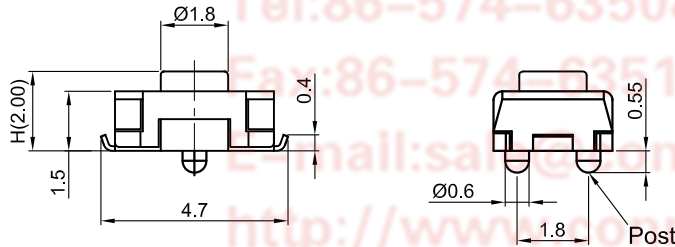
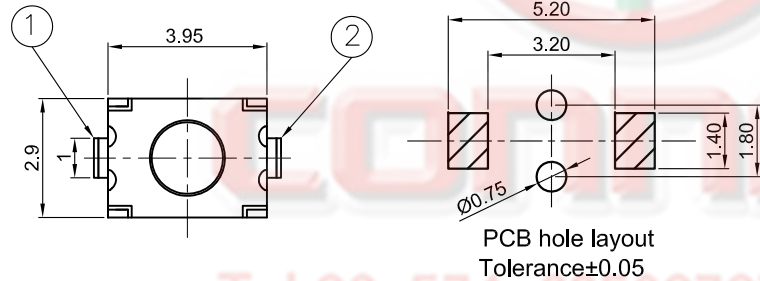
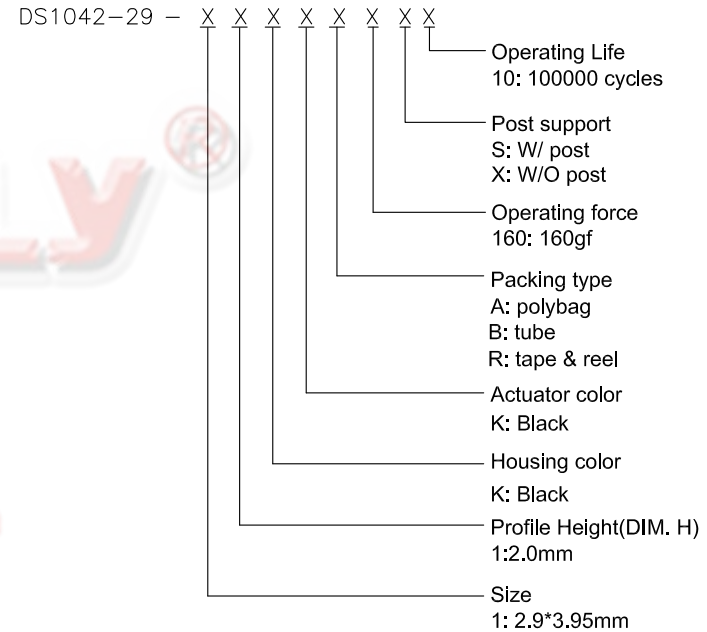
1. SPECIFICATIONS

- Switch Function: Single Pole Single Throw
- Contact Rating: 50mA at 12Vdc
- Insulation Resistance:100MΩ min.
- Contact Resistance:100mΩ max.
- Operating Life:100,000 cycles
- Operation Temperature Range: -25°C to +70°C

REV.	DESCRIPTION	DRAWN	CHECKED	APPROVED
A	NEW RELEASE	JLZ 07/31/19'		

- Wave Soldering: Recommended Solder Temperature At 500°F(260°C)max. 5 Seconds,Subject To PCB 1.6mm Thickness.
- Hand Soldering: Use Soldering Iron Of 30 Watts,Controlled At 608°F(320°C)Approximately 2 Seconds.

2. PRODUCT NUMBER CODE:



CIRCUIT DIAGRAM

GENERAL TOLERANCE		ANGLE TOLERANCE		PROJECTION		TITLE	TACT SWITCH SMT TYPE		
X.	±0.60	X.	±5°	UNITS	mm		2.9mmX3.95mm		
.X	±0.38	.X	±3°	SHEET SIZE	A4	SERIES	DS1042-29 SERIES		
.XX	±0.25	.XX	±2°						
DRAWING TYPE		CUSTOMER		晨翔电子有限公司 CONNFLY CONNFLY ELECTRONIC CO. LTD					
SCALE		1:1				SHEET		1 OF 1	
DRAWING NO.		C-DS1042-29-XXXXXXX-A							

1 2 3 4 5 6 7 8