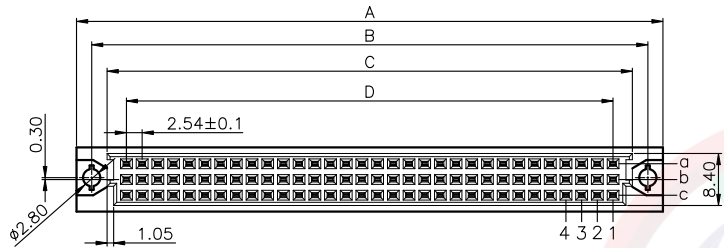


| REV. | DESCRIPTION | DRAWN | CHECKED | APPROVED |
|------|----------------|---------------|---------|---------------|
| A | NEW RELEASE | LJC 02/02/09' | ~ | LJC 02/02/09' |
| B | DRAWING UPDATE | JLZ 06/08/17' | ~ | |
| | | | | |

FEMALE



| positions | A | B | C | D |
|-----------|------|------|-------|-------|
| 96P(3*32) | 94.9 | 90.0 | 85.0 | 78.74 |
| 48P(3*16) | 54.9 | 50.0 | 44.26 | 38.10 |

NOTES:

- Specifications:
 - Contact Resistance: 20mΩ max.
 - Insulation Resistance: 1000MΩ min.
 - Current Rating: 2A.
 - Dielectric withstanding voltage: AC 1000V(r.m.s)/60s.
 - Operating Temperature: -40°C to +105°C
 - Recommend Wave Soldering Temperature: 260°C,5-10s.

2. Materials:

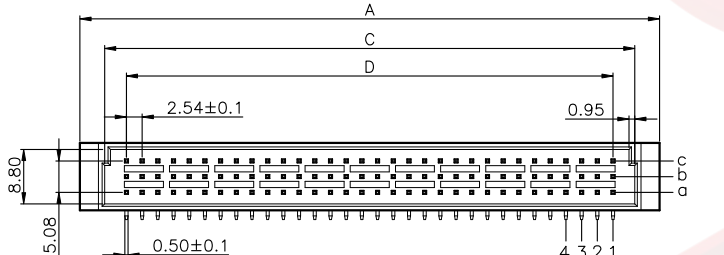
- Contact: Copper alloy
- Housing: PBT

3. Product Unmber code:

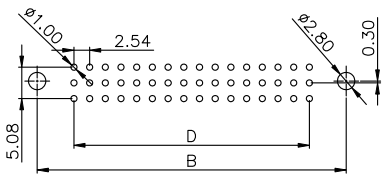
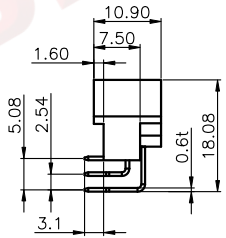
DS1120 - X X X X X X - X

- Tail Length(Dim H,For Female)
S: H=2.9mm
N/A Code: H=4.5mm
- Column with Contacts type
1: 1-3 type
2: 2-4 type
3: 1-2-3 type
- Rows with Contacts type
1: abc type(3 rows with contact)
2: ac type(2 rows with contact)
3: a type(1 rows with contact)
- Mounting type
R: right angle type
V: V/T type
- Contact plating
6: full Tin plating
0: selective gold flash
- Connector type
M: male
F: female
- No.of contacts
96 (3*32)
48 (3*16)

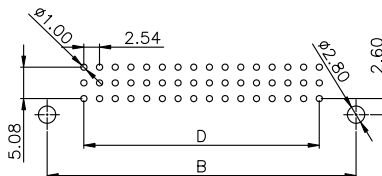
MALE



| positions | A | B | C | D |
|-----------|-------|-------|------|-------|
| 96P(3*32) | 93.8 | 88.9 | 85.8 | 78.74 |
| 48P(3*16) | 53.26 | 48.26 | 44.7 | 38.10 |



RECOMMEND PCB LAYOUT(FOR FEMALE)
TOLERANCE=±0.05mm



RECOMMEND PCB LAYOUT(FOR MALE)
TOLERANCE=±0.05mm

| GENERAL TOLERANCE | | ANGLE TOLERANCE | |
|-------------------|-------|-----------------|-----|
| X. | ±0.60 | X. | ±5° |
| .X | ±0.38 | .X | ±3° |
| .XX | ±0.25 | .XX | ±2° |

| PROJECTION | TITLE | DIN 41612 C & RTYPE (3ROWS) | |
|------------|-------|-----------------------------|---------------|
| | | SHEET SIZE | A4 |
| UNITS | mm | SERIES | DS1120 SERIES |

| DRAWING TYPE | CUSTOMER | |
|--------------|--------------------|--------------|
| SCALE | 1:1 | SHEET 1 OF 2 |
| DRAWING NO. | C-DS1120-XXXXXXX-B | |

晨翔电子有限公司
CONNPLY CONNPLY ELECTRONIC CO., LTD

| REV. | DESCRIPTION | DRAWN | CHECKED | APPROVED |
|------|----------------|---------------|---------|---------------|
| A | NEW RELEASE | LJC 02/02/09' | ~ | LJC 02/02/09' |
| B | DRAWING UPDATE | JLZ 06/08/17' | ~ | |

| Reference to female R/A type | | | | |
|------------------------------|--------------|--------------------|-----------------------|-----------------|
| Pitch | Position | Row with conntacts | column with conntacts | Contact Arrange |
| 2.54 | 96 (3*32) | abc | 1-2-3 | |
| | | abc | 1-3 | |
| | | abc | 2-4 | |
| | | ac | 1-2-3 | |
| | | ac | 1-3 | |
| | | ac | 2-4 | |
| | | a | 1-2-3 | |
| | | a | 1-3 | |
| | | a | 2-4 | |

| Reference to female R/A type | | | | |
|------------------------------|--------------|--------------------|-----------------------|-----------------|
| Pitch | Position | Row with conntacts | column with conntacts | Contact Arrange |
| 2.54 | 48 (3*16) | abc | 1-2-3 | |
| | | abc | 1-3 | |
| | | abc | 2-4 | |
| | | ac | 1-2-3 | |
| | | ac | 1-3 | |
| | | ac | 2-4 | |
| | | a | 1-2-3 | |
| | | a | 1-3 | |
| | | a | 2-4 | |

| GENERAL TOLERANCE | | ANGLE TOLERANCE | |
|-------------------|-------|-----------------|-----|
| X. | ±0.60 | X. | ±5° |
| .X | ±0.38 | .X | ±3° |
| .XX | ±0.25 | .XX | ±2° |

| PROJECTION | TITLE |
|------------|-----------------------------|
| | DIN 41612 C & RTYPE (3ROWS) |
| UNITS | mm |
| SHEET SIZE | A4 |
| SERIES | DS1120 SERIES |

| DRAWING TYPE | CUSTOMER | |
|--------------|--------------------|--------------|
| SCALE | 1:1 | SHEET 2 OF 2 |
| DRAWING NO. | C-DS1120-XXXXXXX-B | |

晨翔电子有限公司
CONNFLY CONNFLY ELECTRONIC CO., LTD