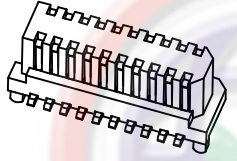
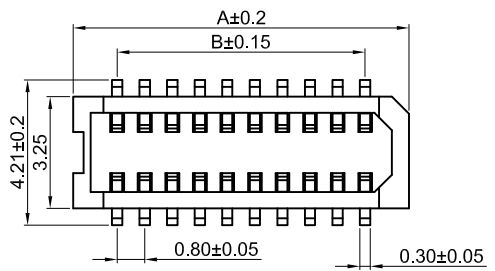


Dept
Qty
DC 1
ED 1
IE 1
ISO 1
PD 1
R&D 1
SD 1
QA 1
QC 1
QE 1

The information provided herein is from CONNELY Electronic Co., Ltd. and is confidential. Any disclosure to a party other than the recipient is prohibited. The intellectual properties and its rights contained herein, including but not limited to, trademarks, patents, copyrights, trade secrets, and technical know-how, are owned exclusively by CONNELY or its affiliates. Unauthorized use of this information in any format or manner. CONNELY may enforce its intellectual property rights at its own discretion; failures or delays to exercise such rights does not constitute a waiver of such rights.

| | | | | |
|------|-------------|---------------|---------|----------|
| REV. | DESCRIPTION | DRAWN | CHECKED | APPROVED |
| A | NEW RELEASE | JLZ 04/07/19' | | |
| | | | | |
| | | | | |

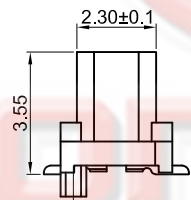
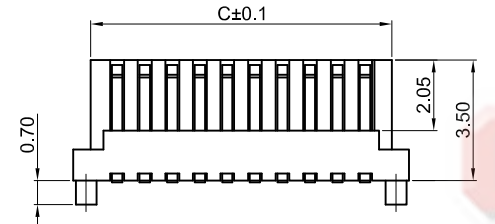


3D VIEW

- Notes:
Specifications:
- Contact Resistance: 80mΩ Max.
 - Insulation Resistance: 1000MΩ Min.
 - Dielectric Withstanding Voltage: 150V AC(rms) For 1 Minute.
 - Current Rating:0.5A/Pin.
 - Voltage Rating:60V AC rms.
 - Temperature: -40°C~+85°C.

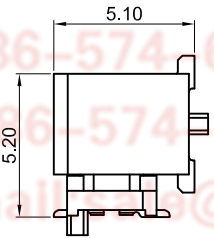
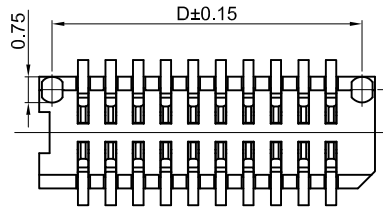
- Materials:
- Contact Material: Copper Alloy.
 - Contact Plating: Gold Plating Over Nickel.
 - Insulator Material: HIGH-TEMP,Ivory,UL94-V0.

Product Number Code:
DS1151-11 - X X X X X X X 0

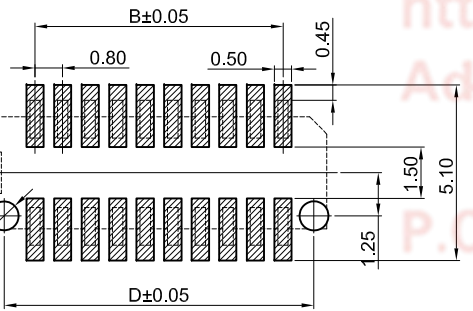


| NO.of contacts | Dimensions | | | |
|----------------|------------|-------|-------|-------|
| | A. | B. | C. | D. |
| 4 | 3.35 | 0.80 | 2.35 | 2.60 |
| 6 | 4.15 | 1.60 | 3.15 | 3.40 |
| 8 | 4.95 | 2.40 | 3.95 | 4.20 |
| 10 | 5.75 | 3.20 | 4.75 | 5.00 |
| 12 | 6.55 | 4.00 | 5.55 | 5.80 |
| 14 | 7.35 | 4.80 | 6.35 | 6.60 |
| 16 | 8.15 | 5.60 | 7.15 | 7.40 |
| 18 | 8.95 | 6.40 | 7.95 | 8.20 |
| 20 | 9.75 | 7.20 | 8.75 | 9.00 |
| 22 | 10.55 | 8.00 | 9.55 | 9.80 |
| 24 | 11.35 | 8.80 | 10.35 | 10.60 |
| 26 | 12.15 | 9.60 | 11.15 | 11.40 |
| 28 | 12.95 | 10.40 | 11.95 | 12.20 |
| 30 | 13.75 | 11.20 | 12.75 | 13.00 |
| 32 | 14.55 | 12.00 | 13.55 | 13.80 |
| 34 | 15.35 | 12.80 | 14.35 | 14.60 |
| 36 | 16.15 | 13.60 | 15.15 | 15.40 |
| 38 | 16.95 | 14.40 | 15.95 | 16.20 |
| 40 | 17.75 | 15.20 | 16.75 | 17.00 |
| 42 | 18.55 | 16.00 | 17.55 | 17.80 |
| 44 | 19.35 | 16.80 | 18.35 | 18.60 |
| 46 | 20.15 | 17.60 | 19.15 | 19.40 |
| 48 | 20.95 | 18.40 | 19.95 | 20.20 |
| 50 | 21.75 | 19.20 | 20.75 | 21.00 |
| 52 | 22.55 | 20.00 | 21.55 | 21.80 |

- Packing Type
R:Tape On Reel
- Pick up Support
S:W/ Post
- Housing Color
V:Ivory
- Contact Plating
8:Full Gold Flash
- Mounting Type
S:SMT Type
- Connector Type
P:Plug
- No.of Contacts
04-52



Mating Height:5.2mm
With DS1151-12



RECOMMEND PCB LAYOUT
(TOLERANCE=±0.05)

| | | | |
|-------------------|-------|-----------------------|--------------|
| GENERAL TOLERANCE | | ANGLE TOLERANCE | |
| X. | ±0.60 | X. | ±5° |
| .X | ±0.38 | .X | ±3° |
| .XX | ±0.25 | .XX | ±2° |
| DRAWING TYPE | | CUSTOMER | |
| SCALE | | 1:1 | SHEET 1 OF 1 |
| DRAWING NO. | | C-DS1151-11-XXXXXX0-A | |

| | | | |
|------------|----|--------|---|
| PROJECTION | | TITLE | 0.80mm Board to Board SMT Single Groove Male Upright Type |
| UNITS | mm | SERIES | DS1151-11 SERIES |

晨翔电子有限公司
CONNFLY CONNELY ELECTRONIC CO. LTD